

Audio-Technica ATH-M50x Owner's Report

Copyright © 2021 by Dale Cotton. All rights reserved. Version 1.1 (November 2021)

You may re-circulate this document. You may not claim authorship or copyright to it.

(Some photos are advertising copy in the public domain: copyright to them belongs to the original photographers.)



Summary: this is a workhorse monitoring tool, appropriate to and often used in the recording studio. For quiet-listening home use, its long-session comfort issues and sound signature can both be problematic. But for portable use both its bass and high frequencies emphasis add a valuable clarity in noisy environments.

Released over a decade ago, the M50x has been a controversial headphone, both praised and reviled in equal measure. For several years it was the object of a meme that this was the go-to headphone in the budget space. After that, the counter-meme was equally intense. Many a YouTube reviewer made a mark debunking the popular wisdom of the M50x's audio goodness.



But while all that was playing out in the consumer space, in the recording studio the M50x is frequently used just as it was designed — as a tool for isolated monitoring of an audio signal during a recording session. The snapshot above shows a close-up of an ancient pair of M50S — a predecessor of the M50x with a 10 foot un-coiled non-detachable cable — that I bought off a friend after he had used it for something like a decade as his daily driver. The “**MONITOR HEADPHONES**” stencil shows how Audio-Technica was targeting this niche in the market place early on.

Now, what makes for a good monitoring headphone is worlds apart from what makes a good home-listening headphone. But it's not so far apart from what makes a good on-the-go headphone, useful in noisy environments like a bus or coffee shop. I don't know at this distance in time whether it was the cachet of being a professional-use headphone, or off-the-cuff recommendations from audio professionals to friends, or something else, but the original M50 and the variant M50S, followed by the current M50x took off in a big way.

Physical considerations

This is an over-ear, closed-back headphone with dynamic drivers.

- **Over-ear** means the ear cups surround the ears rather than resting upon them or in them. This is only partly true of the M50x. It's ear cups are small enough that larger than average ears will have fit issues. And they're shallow enough that many ears will touch the baffle.
- **Closed-back** means the ear pad and ear cups are designed to keep external sounds out and internal sounds in. Not having active noise cancellation, the M50x does this only moderately well. People around you will hear very little, but you will hear low frequency sounds like vehicle rumble with very little diminution.
- **Dynamic drivers** means the sound producers inside each ear cup use the same cone plus voice coil technology that loudspeakers commonly use. In this case, the voice coil is copper-clad aluminum and the magnets, neodymium.
- The M50x has a sensitivity (**loudness**) of 113 dB per 1 volt, an efficiency of 99 dB per mW and an impedance of 38 Ohms. Translation: this headphone produces plenty of sound straight out of smartphones, laptops and desktop computers. A separate amplifier is not needed (but can certainly help to bring out its best sound quality).



Build, fit and comfort

As a physical object, this headphone seems well designed to meet a very utilitarian objective. The hard plastic is certainly less than premium, but years on the market have attested to its reliability. The one physical Achilles' heel is the ultra-thin overwrap of the ear pads. The M50x's user manual warns to wipe the ear pads with a damp cloth after every use to remove body oils. I wearied of this after a few months. So now after a mere 3 years of not-that-extensive use the ear pads have frayed to the point of self-destruction.

The one other problem I have is that it is just too multi-function for non-travel use. I don't need the ability for it to fold into an ultra-compact size. So the full 90° vertical swivel of the ear cups mean they are forever flipping over, requiring extra fiddling. I use gopher tape as the next picture shows to limit this freedom of motion:



(I also use black vinyl electrical tape to cover up the hideous huge white AUDIO-TECHNICA stencilling on top of the black head band.)

Its 285 grams (10 ounces) of weight makes it one of the lighter full-size headphones available, which eliminates one source of discomfort or fatigue during extended listening sessions. However, a new M50x has a strong clamp force, especially for those with larger heads.

M50x PRO Owner's Report

When I got the M50x I stretched the headband across a set of books just wider than my head. This worked, but I found that, while just right in the winter, they proved to be too loose in the summer. So now I favour carefully and minimally bending the metal extenders by applying pressure with both thumbs. Use nowhere near enough force that kinking the metal is a possibility.

The ear cups have enough swivel to automatically adjust to most any head shape. But the tight fit of the ear pads to even normal sized ears remains a problem. The ear pads are only 15 mm (0.6 in) deep and 52 mm (2 in) across — smaller than most adult ears. One thing I suspect few people realize is that the ear cups swivel on yet another axis. Use this capability to swivel the ear cups like unscrewing the lid of a jar to match the exact angle of your own ears to achieve a better fit.




Provided accessories

- Cloth pouch with draw string
- Interchangeable detachable cables: a 1.2 m - 3.0 m (3.9' - 9.8') coiled cable, a 3.0 m (9.8') straight cable plus a 1.2 m (3.9') straight cable.
- Plus a screw-on 1/8th to 1/4 inch adapter (2.35 to 6.3m mm).

In review after review of premium headphones I see reviewers ranting about the quality of the provided cable or cables. Most of the headphones I own come with absolutely wonderful cables, and the M50x is no exception. Given what people pay for decent after-market cables, if the connectors are appropriate, I'd suggest they simply buy an M50x for the provided cables, instead. These rubber-type black cables are soft, supple, totally without memory and unobtrusive.

Reliability

Given the use of plastic in the M50x's build we might expect a potential for breakage. But this model has been around for over twenty years and has a sterling reputation for reliability. This is not to say indestructible, but given a modicum of care in handling (and relentless ear pad maintenance!) it's going to last a lifetime.



Sound considerations

The M50x has what's called a v-shaped, or fun, sound signature, meaning both the bass and the high frequencies are louder than the mid range. People universally report that it has a very

M50x PRO Owner's Report

small, euphemistically intimate sound stage (see below), as well. Bizarrely, when used with the appropriate EQ and a decent amplifier and DAC, the M50x sounds distressingly similar when compared to headphones costing multiple times their price (except for that small sound stage). And even then, many expensive headphones, such as the Sennheiser HD 6-series and the Focal closed-backs also have small sound stages. But the M50x has a fine clarity, or sense of detail, plus good dynamics, wanting only a bit of EQ (see below) to release much of their potential.

Frequency response / tonality

Fig. 1 is a frequency response measurement graph for the M50x. The measurements were made using professional-grade equipment and are the average of several units. Don't be put off if Fig. 1 makes you want to run for cover. I'll explain everything you need to know:

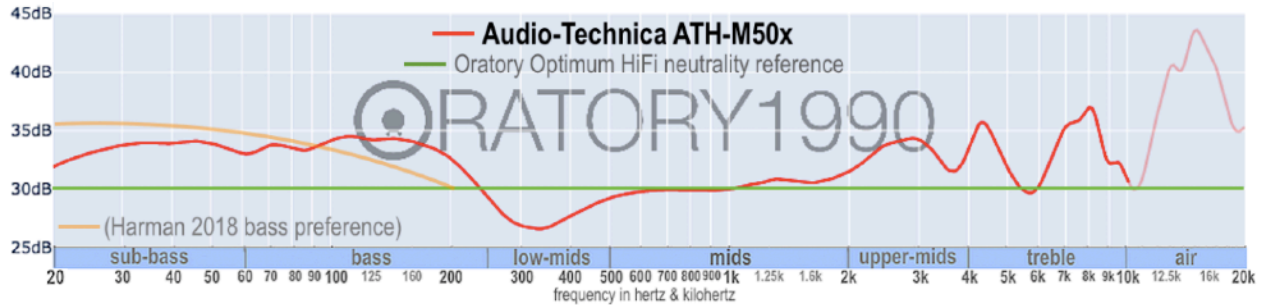


Fig. 1: M50x frequency response, deviation from neutral (source: [Oratory Grapher](#))

The vertical axis in Fig. 1 is loudness, the horizontal axis is frequency (lower/deeper pitches on the left to higher pitches on the right). The green line is the hypothetically accurate response for an over-ear headphone. The red line is one way of displaying how the M50x measures using state-of-art equipment. Just focusing on the red line, as you can see it departs from the green line in several places that I've circled and numbered in Fig. 2. This is getting into true nit-pickery, but let's examine each of them in turn:

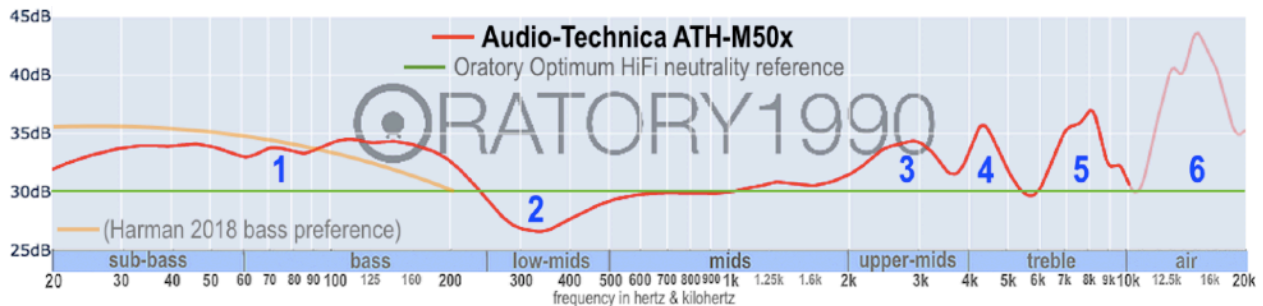


Fig. 2: M50x measurements with deviation areas numbered in blue

1. The red line is well above the green line through-out the sub-bass and bass region. Importantly, however, it plunges down to the green line just at the bass-to-mids transition of 250 hertz. I included the well-known Harman 2018 over-ear headphone target's bass elevation as the orange line on the left for comparison. Some 64% of the population reports a preference for this level of extra bass. So the M50x's boost is quite reasonable. I don't find the extra upper-bass together with the steeper roll-off to be problematic.
2. The dip just after the bass boost is very common in the better closed-back headphones. As concerning as it might look, in practice it seems to be a non-issue. It seems to be an artifact of dealing with their closed-chamber acoustics. But EQ'ing it out does not seem to make for an audible improvement.
3. The succession of peaks and valleys labelled 3, 4, 5 and 6 are going to affect individuals very differently, due to each individual's particular ear anatomy. None of these peaks is a problem for me, but I have an old man's ears. Younger ears are more likely to have a

M50x PRO Owner's Report

sensitivity at one or more of these frequency ranges. Upshot is: be prepared to EQ when using the M50x for quiet environment listening.

While frequency is the single most important aspect of sound reproduction, other factors also make a big difference.

Noise and distortion

Another potential problem area having to do with frequency reproduction is measured as *total harmonic distortion plus noise* (roughly, any unwanted variation from the original signal):

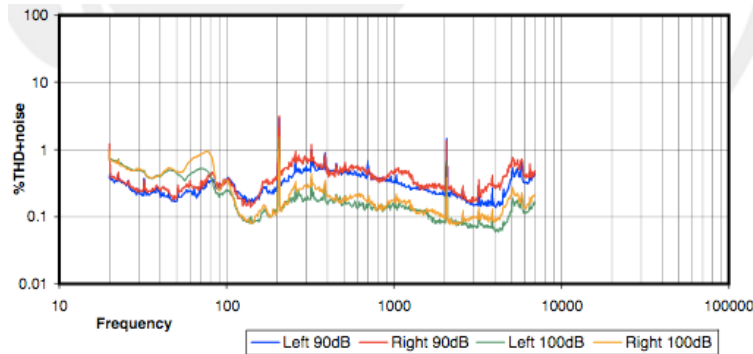


Fig. 3: M50x harmonic distortion (source: InnerFidelity.com)

The M50x measures well below the 5 to 10% threshold for humans to actually hear distortion during music playback. For the M50x to stay so consistently in the same 0.1 to 1.0% distortion range at 90 decibels is highly unusual. It's much more common to see higher distortion in the bass followed by something similar to the M50x graph following that. In all, this is a very good showing for the M50x. That's potentially important, given low distortion means a greater ability to respond to EQ.



Speed and detail

In this context speed refers to how quickly a headphone can start and stop producing a sound. This is technically referred to as *impulse response* or *ringing*. A faster headphone has greater accuracy than a slower one in the time domain. A “fast” headphone is not still producing a sound beyond the sound's actual presence in the recording. That said, it's rare that any headphone fails to reproduce the whole auditory range out to at least 20,000 hertz (20,000 vibrations each second). 1/20,000th seems plenty adequate for sound separation.

M50x PRO Owner's Report

Again unlike other headphones, the particular frequency response we saw above in Figs. 1 and 2 has very little negative impact of the M50x's sense of detail. The M50x provides a very real clarity and level of detail across the entire audible range, well above what I expect in its price range.

Dynamics

Dynamics is, at least partially, another time domain property. It refers both to the range from quiet to loud a device is capable of reproducing, and to how well it can reproduce sudden changes in loudness. Time domain measurements are hard to come by, but reviewers are pretty consistent in reporting that the M50x has excellent dynamics as well as speed for its price point. This matches my own experience.

Soundstage and imaging

Soundstage is the ability of speakers or headphones to create the auditory illusion that the sound they produce comes from a larger three dimensional space instead of just from the devices themselves. Imaging is the precision in which sound sources can be located within this illusory space.

Due to some hearing loss in one ear I cannot properly evaluate this feature. Other reviewers are very consistent in reporting that M50x has a small sound stage with a tendency to place sounds left, front or centre with little gradation in between. Some people actually enjoy this presentation as creating a more intimate connection with the recording. But for most people, sound stage is a weakness of this headphone model.

Timbre

The word timbre usually refers to the characteristic sound of one musical instrument vs another. But sound reproduction devices can sometimes have a distinctive departure from naturalness of their own, such as a metallic or plasticky accent. The M50x basically has the natural timbre typical of a non-metallic dynamic driver. But I also detect just the slightest hint of brashness, like a slightly too enthusiastic trumpeter or trombonist in a marching band (grin).

EQ-ability

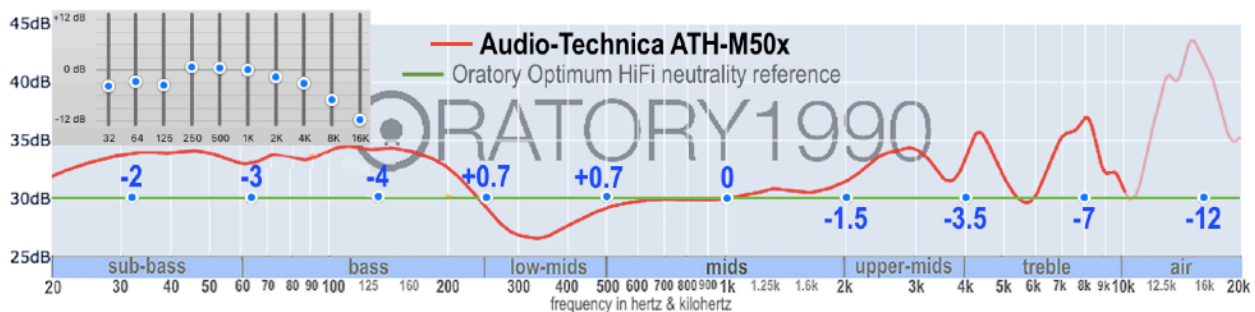


Fig. 4: possible 10-band EQ to neutral for M50x

Many will be happy using the M50x with no EQ at all. A minority will want to EQ down one or more of the high frequency peaks on the right. But to achieve really accurate sound reproduction Figs. 4 and 5 show that you can achieve very good results using even one of the 10-band graphic EQ tools that tend to be readily available. The blue numbers will bring the M50x close to the neutral green line everywhere except for the dip at 330 hertz and at the two humps centred at 3 kilohertz and 4.3 kilohertz. As mentioned, the dip isn't problematic, and the corrections shown will reduce it to some extent. You may want to adjust either or both the numbers at 2 kilohertz and 4 kilohertz if the values shown aren't aggressive enough. But also

M50x PRO Owner's Report

note that a quality frequency response graph, such as shown in Figs. 4 and 5, is based on a population-average ear anatomy. Your ears will differ from that in the highs, so you need to tweak the shown adjustment values, especially at the last two at 8 kilohertz and 16 kilohertz, as needed until an aggregate of many tracks of music sounds most correct.

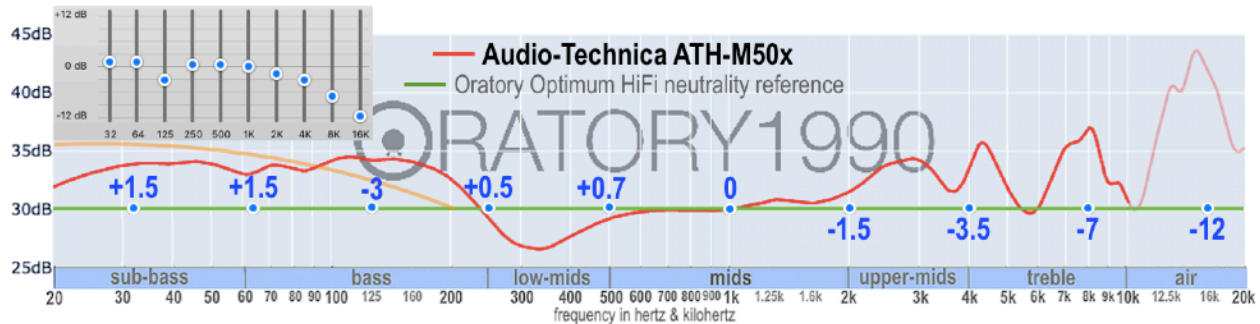


Fig. 5: possible 10-band EQ to Harman elevated bass for M50x

Another consideration, is frequency response change over time as ear pads wear in. For many headphones this can be quite significant after extensive use. However, I haven't noticed a meaningful change even after wearing the ear pads in to the point of shredding their covering as we see above.

Value

At their current retail price (US\$150) they still represent an arguably reasonable value and continue to compete with models from other manufacturers for anyone looking for portability combined with the amount of sound isolation that passive-only noise reduction can provide. That said, I'd rather see someone purchase this headphone at closer to \$100, which seems a fairer price.

Given my own M50x's fraying ear pads, I'm soon going to be faced with shelling out for replacement pads or using that as an excuse to buy some other noisy-environment-handling model. My research hasn't turned up anything that gets my heart racing. I fear I may have to spend quite a bit more for something like a Bose or Sony active noise canceling model. Which means yet another battery to keep charged and yet another interface to keep up to speed on the vagaries of. Yet nothing I've heard or read about them suggests I'd be able to tolerate using them for music listening, instead of solely the spoken word.

Other resources

Measurements

- Oratory1990: <https://headphonedatabase.com/oratory/headphones?ids=146>
- Rtings.com: <https://www.rtings.com/headphones/reviews/audio-technica/ath-m50x>
- Tyll Hersten: <https://www.stereophile.com/content/legend-continues-audio-technica-ath-m50x>

Miscellaneous

- Tyll Hersten's review of M50x: <https://www.youtube.com/watch?v=usjF3XBR6M8>
- Replacing M50x ear pads: <https://www.youtube.com/watch?v=Hb35CJFTmnU>
- Z Review's infamous M50x put-down: <https://www.youtube.com/watch?v=ZnOIHAfHfQE&t=361s> (may well have kick-started his career)